

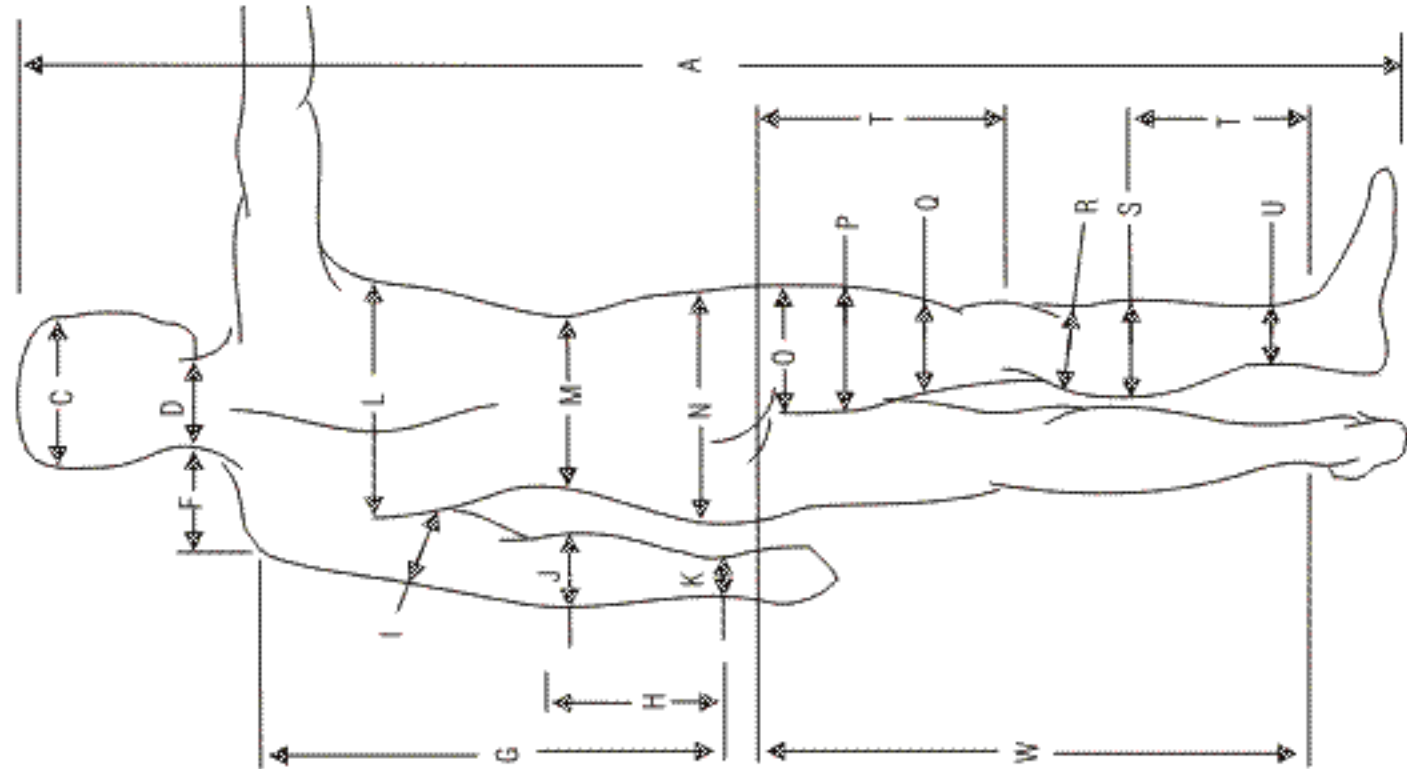


# WETSUIT MADE TO MEASURE FORM

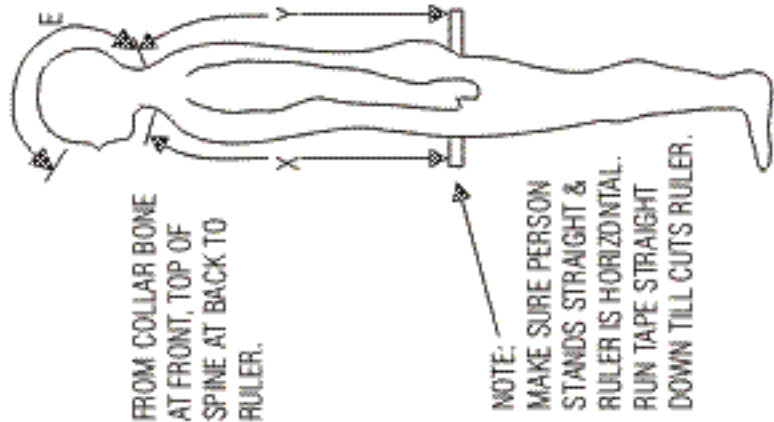
Name of person being measured.....  
 Name of person measuring.....

MM INCHES

- A ..... HEIGHT
- B ..... WEIGHT
- C ..... FOREHEAD - circumference at eyebrow level
- D ..... NECK - circumference
- E ..... HEAD LENGTH - from centre forehead back over head to base of neck (see diag.)
- F ..... NECK TO SHOULDER- from SIDE of neck to shoulder
- G ..... SHOULDER TO WRIST- to where suit finishes WRIST TO ELBOW
- H ..... BICEP - circumference when relaxed
- I ..... FOREARM - circumference at thickest point
- J ..... WRIST - circumference
- K ..... CHEST - circumference
- L ..... WAIST - circumference
- M ..... HIPS - circum around largest part of seat
- N ..... THIGH - circum at crotch
- O ..... MID THIGH - mid dimn between crotch and top of knee
- P ..... ABOVE KNEE - circum 4"-100mm above centre knee
- Q ..... BELOW KNEE - circum at narrowest point
- R ..... CALF - circumference at widest point
- S ..... CALF TO ANKLE
- T ..... ANKLE - circumference
- U ..... CROTCH TO CENTRE KNEE
- W ..... CROTCH TO ANKLE (where suit is to finish)



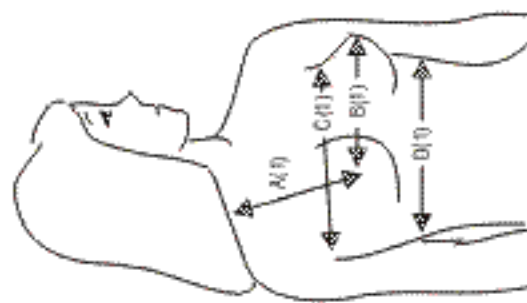
- X ..... BASE OF NECK TO CROTCH ( FRONT )
  - Y ..... BASE OF NECK TO CROTCH ( BACK )
  - Z ..... FULL LENGTH OF BODY FROM FRONT TO BACK
- SEE DIAGRAM



FROM COLLAR BONE AT FRONT, TOP OF SPINE AT BACK TO RULER.

NOTE: MAKE SURE PERSON STANDS STRAIGHT & RULER IS HORIZONTAL. RUN TAPE STRAIGHT DOWN TILL CUTS RULER.

CONTINUOUS DIMN FROM COLLAR BONE THROUGH LEGS TO TOP OF SPINE.



EXTRA MEASUREMENTS FOR WOMEN

- A(1) ..... SHOULDER TO TIP OF BUST
- B(1) ..... TIP TO TIP
- C(1) ..... ABOVE BUST - circumference
- D(1) ..... BELOW BUST - circumference