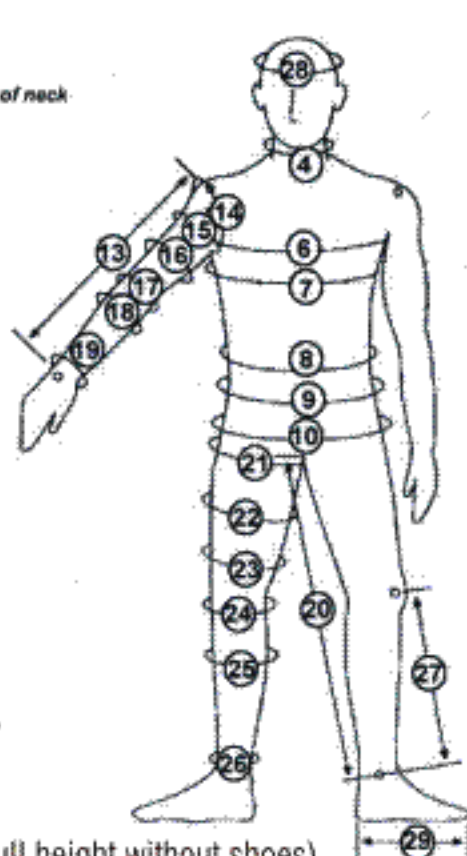
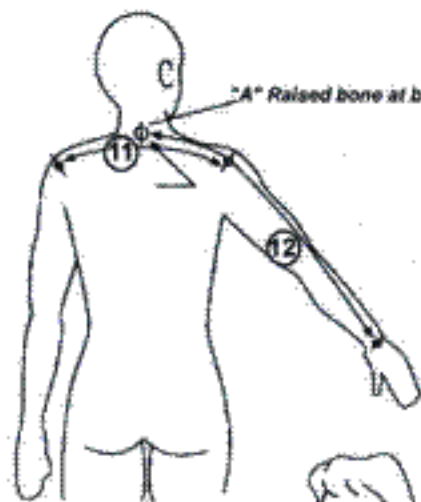
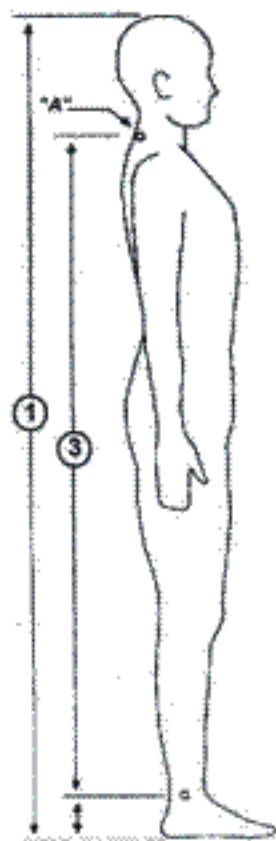


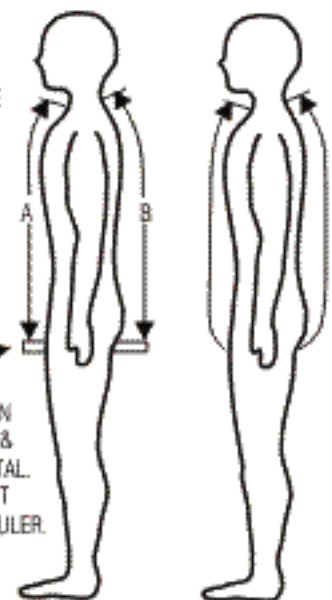
DRYSUIT MADE TO MEASURE FORM



Name of person being measured.....
Name of person measuring.....



FROM COLLAR BONE AT FRONT, TOP OF SPINE AT BACK TO RULER.



NOTE: MAKE SURE PERSON STANDS STRAIGHT & RULER IS HORIZONTAL. RUN TAPE STRAIGHT DOWN TILL CUTS RULER.

CONTINUOUS DIMN FROM COLLAR BONE THROUGH LEGS TO TOP OF SPINE.

- 1 HEIGHT (full height without shoes)
- 2 WEIGHT (Kg)
- 3 GENERAL HEIGHT (straight line measurement from point 'A' to the center of the ankle bone.
- 4 NECK - circumference at narrowest point
- A FRONT BODY LENGTH - from collar bone to crotch - as per diagram "B"
- B BACK HEIGHT - from point 'A' to crotch line - see diagram "B"
- C FULL BODY LENGTH - one measurement from collar bone to point 'A' - see diagram "B"
- 6 TOP BUST/UPPER CHEST (with arms down, measurement taken through armpit.
- 7 BUST - with arms lowered, through nipple line
- 8 ABDOMINAL - a little above waist, at thinnest point
- 9 LOWER ABDOMINAL - the most prominent part of the abdominal
- 10 BUTTOCK - the most prominent part of the buttocks
- 11 SHOULDER WIDTH - from the extreme point of the shoulder, go through point 'A' to the other edge of the shoulder blade
- 12 SLEEVE LENGTH - with arm at 45 degrees, measure from point 'A' to wrist
- 13 ARM LENGTH - with arm at 45 degrees, measure from edge of shoulder blade to wrist
- 14 SHOULDER JOINT - with arm at 45 degrees, take measurement at armpit up around shoulder
- 15 UPPER ARM CIRCUMFERENCE - with arm raised at 45 degrees, go around the upper arm at armpit
- 16 BICEPS
- 17 ELBOW
- 18 FOREARM
- 19 WRIST
- 20 INSIDE LEG - from the crotch down to center of ankle bone
- 21 THIGH - largest part of thigh
- 22 THIGH INTERMEDIATE - circumference midway between crotch and knee
- 23 ABOVE KNEE - immediately above kneecap
- 24 BELOW KNEE - immediately below kneecap
- 25 CALF CIRCUMFERENCE - largest part
- 26 ANKLE - at narrowest part above ankle bone
- 27 LOWER LEG LENGTH - from the center inside of the knee to the center of the ankle bone
- 28 HEAD CIRCUMFERENCE - the largest part
- 29 FOOT LENGTH - from the heel to tip of big toe while standing with weight on foot
- WOMAN
- 30 UNDER BUST - bust measurement immediately below breast
- 31 BREAST DROP - from nipple, going vertically to the middle of the shoulder
- 32 NIPPLE DISTANCE - distance between nipples

IMPORTANT CHECKS

#11 Divided by 2 + #13 = #12
B + #20 = #3